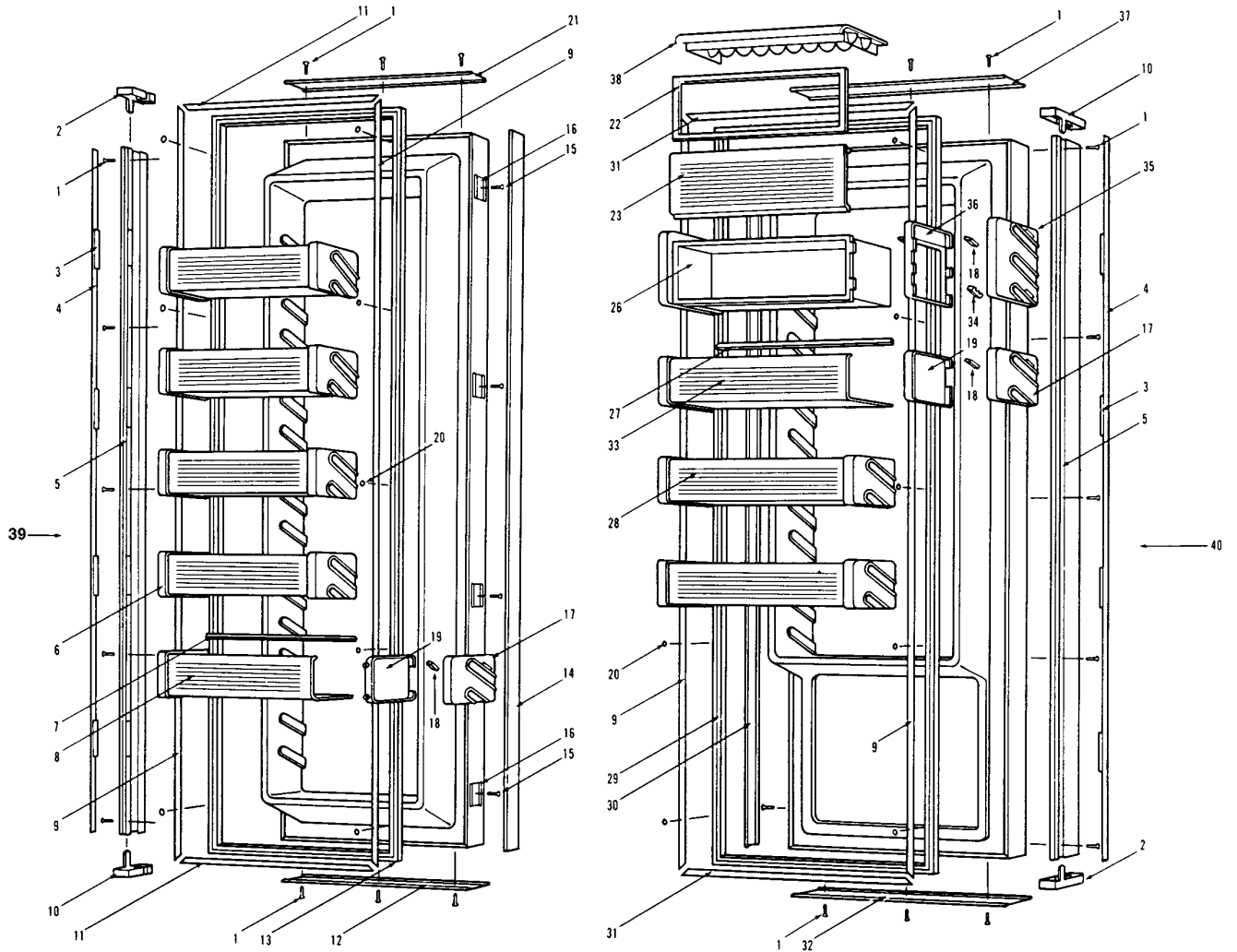


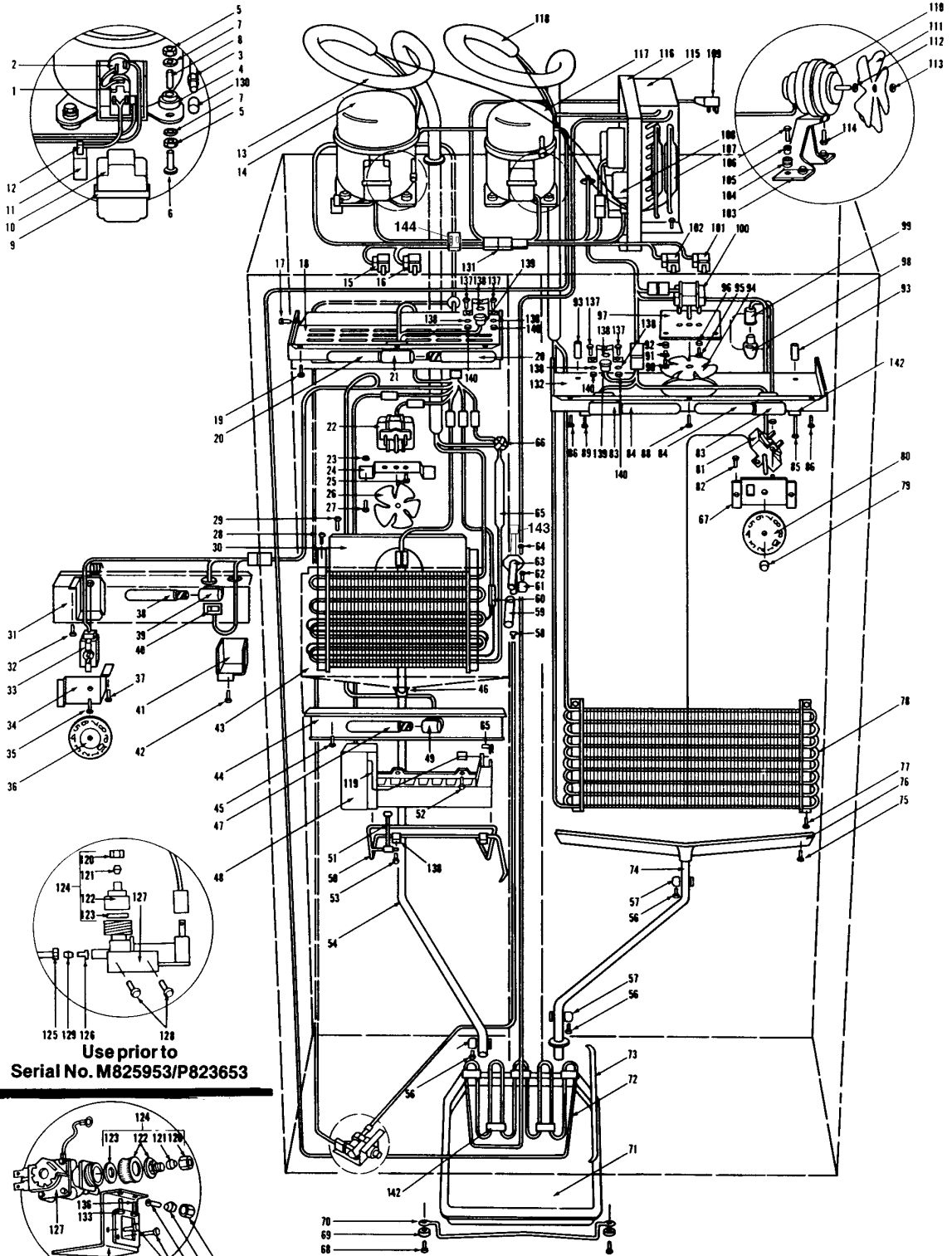
561 DOOR VIEW



561 DOOR VIEW

Ref.	Part No.	Description	Ref.	Part No.	Description
1	6200720	Screw, #8-18 x 1/2 PH Truss HD	19	3600761	Door Shelf Inner End Cap RS
2	4200490	Standard Handle End Cap Replacement Components		3600762	Door Shelf Inner End Cap LS
	4200700	Extended Handle End Cap Replacement Components	20	6200410	Screw, #8 x 1/2" Slot Head Hex
3	3450450	Molding Magnet - 3"	21	2225505	Door Trim, Top
4	4130970	Handle Molding Assembly	22	3210720	Dairy Door Seal
5	4130910	Door Handle Assembly	23	3515610	Dairy Door
	EH561	Extended Handle Assembly Set	26	3600880	Dairy Compartment
6	4330290	Door Shelf Assembly, Fre		4330320	Dairy Compartment Assembly
7	3510750	Door Shelf Support, Fre	27	3510730	Door Shelf Retainer Support
8	3601010	Freezer Door Shelf	28	4330270	Door Shelf Assembly, Ref
9	3420260	Gasket Retainer, 66.875"	29	3211120	Door Gasket, Ref
10	4200490	Standard Handle End Cap Replacement Components	30	2225201	Door Trim, Side; Ref RS/Fre LS
	4200700	Extended Handle End Cap Replacement Components	31	3420160	Gasket Retainer, Top & Bottom Ref, 18.25"
11	3420130	Gasket Retainer, Top & Bottom Fre, 3.812"	32	2225504	Door Trim, Bottom
12	2225506	Door Trim, Bottom	33	3600990	Refrigerator Door Shelf
13	3211130	Door Gasket, Fre	34	3550490	Dairy Compartment Retainer
14	2225201	Door Trim, Side; Ref RS/Fre LS	35	3600851	Dairy Compartment Outer End Cap; RS
15	6180040	Pop Rivet, 3/16x1/8 Grip		3600852	Dairy Compartment Outer End Cap; LS
16	3450460	Door Trim Clip	36	3600891	Dairy Compartment Inner End Cap RS
17	3600751	Door Shelf Outer End Cap RS		3600892	Dairy Compartment Inner End Cap LS
	3600752	Door Shelf Outer End Cap LS	37	2225503	Door Trim, Top
18	3550440	Door Shelf Retainer	38	3410990	Egg Tray
			39	4130880	Door Assembly, Fre
			40	4130900	Door Assembly, Ref

561 SEALED SYSTEM VIEW



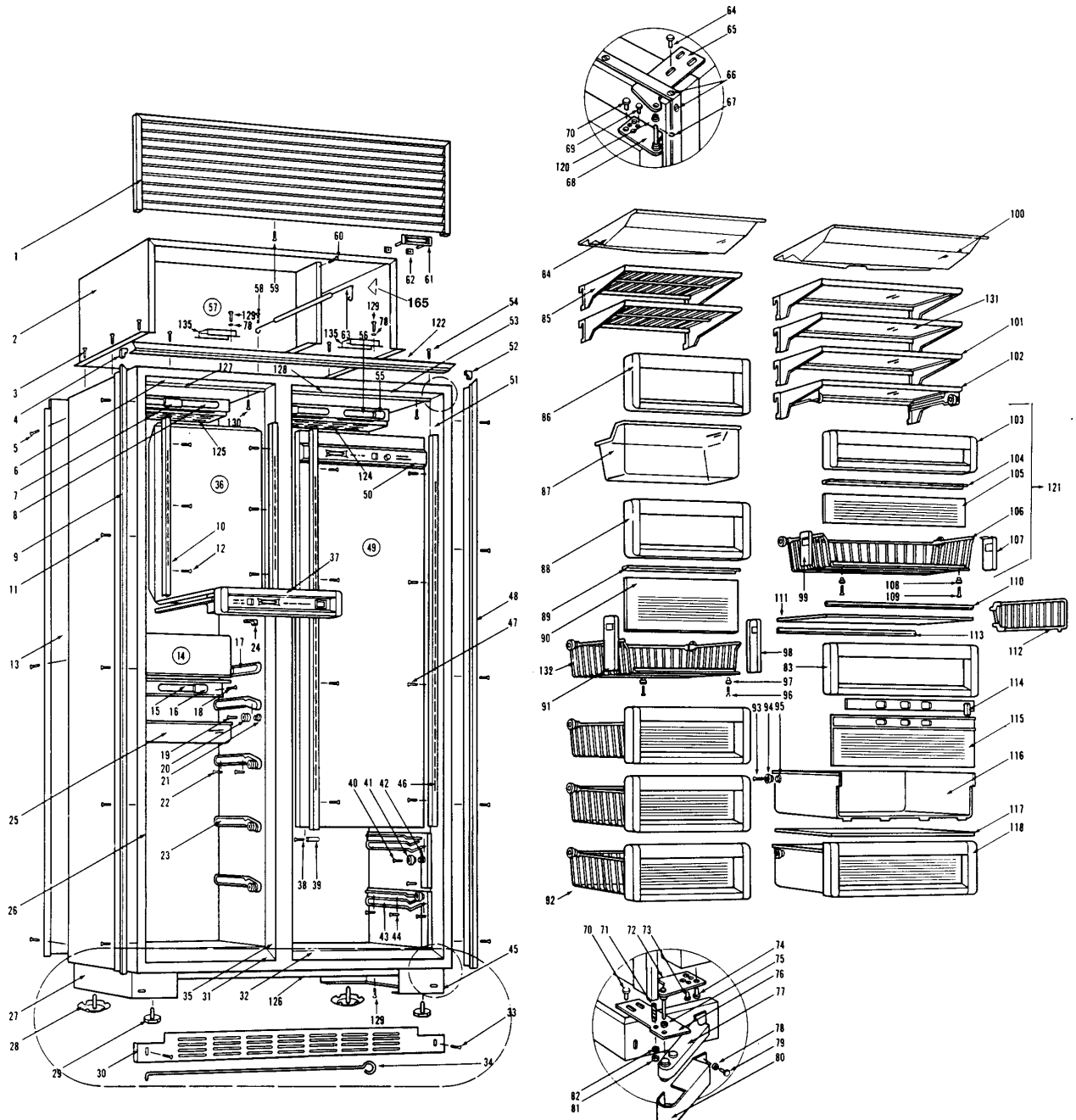
Use prior to
Serial No. M825953/P823653

Use after
Serial No. M825954/P823654

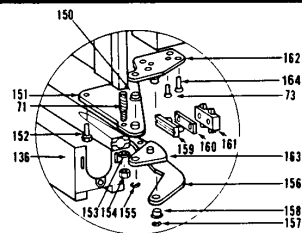
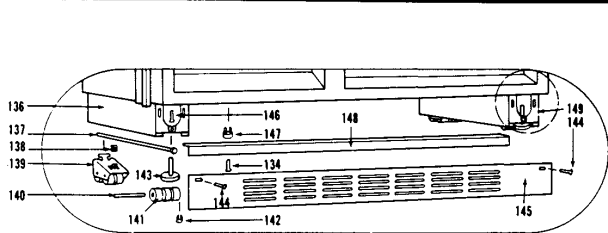
561 SEALED SYSTEM VIEW

Ref.	Part No.	Description	Ref.	Part No.	Description
1	****	Relay, Freezer	70	3420760	Drain Pan Holder
	****	Relay, Refrigerator	71	0164940	Drain Pan, Plastic
2	****	Overload, Freezer	72	2604101	Condensate Heater Loop
3	3090010	Compressor Base Valve - fits on 5/16"OD tubing - NOTE Also see 3090100, 3090210, 3090220	73	6230370	Adhesive Back Foam Strip, 1 x 1/2 x 15"
	3150010	Rubber Grommet, Small, 5/8"	74	1601400	Drain Tube, Wire - 1/2" x 72"
4	3150170	Rubber Grommet, Large, 15/16"	75	6200140	Screw, #8-15 x 3/8" Truss HD
5	6150220	Nut, 5/16-18 Hex Zinc	76	4190170	Drain Trough Assembly
6	6240050	Flat Washer, 5/16"	77	6200140	Screw, #8-15 x 3/8" Truss HD
7	6240050	Flat Washer, 5/16"	78	3130280	Evaporator, Ref
8	6160030	Spacer, 5/16 x 7/16 x 5/8"	79	3012560	Control Knob
	6160070	Sleeve, 5/16 x 7/16 x 7/8"	80	3012810	Control Indicator
9	****	Refrigerator Compressor Cap strap	81	4201260	Control, Refrig
	****	Freezer Compressor Cap Strap	82	6180010	Pop Rivet, 1/8"
10	****	Refrigerator Compressor cap	83	3050060	Lamp Holder W/Leads
	****	Freezer Compressor cap	84	3030040	Light Bulb, Long/Narrow; 40 Watt
	****	Run Capacitor	85	6200090	Screw, #8-15 x 1-3/4" Truss HD
11	4324110	Run Capacitor Wire Harness	86	6200140	Screw, #8-15 x 3/8" Truss HD
12	4250990	Heat Exchanger, Freezer	87	6150320	Nut-Pal, #8-32
13	4201400	Service Freezer Compressor	88	6200140	Screw, #8-15 x 3/8" Truss HD
14	3060140	SPST Light Switch	89	6200130	Screw, #8-18 x 3/4" Truss HD
15	3060130	SPST Fan/Icemaker Switch	90	6200130	Screw, #8-18 x 3/4" Truss HD
16	6220190	Support, .275 x .750"	91	3520120	Brass Insert, Fan Bracket
17	4200800	Light Diffuser Replacement Components; Fre	92	3220250	Grommet, 3/16" x 7/16" x 9/32"
			93	6220340	Screw Grommet / Stand-off
19	6200140	Screw, #8-15 x 3/8" Truss HD	94	3150210	Fan Blade, Ref Evap
20	3030040	Light Bulb, Long/Narrow; 40 watt	95	6110270	Bolt, #10-32 x 1/4" RD HD
21	3050020	Light Socket, 3/4 Double	96	6200120	Screw, #10-12 x 1/2" Truss HD
22	4200160	Freezer Fan Motor Replacement Components	97	0211620	Refrigerator Fan Bracket
			98	3030070	Light Bulb, 7W
23	6150030	Nut, #10-24 Hex SS	99	3050070	Light Socket
24	232770	Fan Bracket, Fre.	100	4200170	Refrigerator Fan Motor Replacement Components
25	6110270	Bolt, #10-32 x 1/4" RD HD	101	3060130	SPST Fan/Icemaker Switch
26	3150060	Fan Blade; Freezer; 5 prop; 5-1/2"	102	3060140	SPST Light Switch
27	6110020	Bolt, #10-24 x 3/8" Truss HD	103	1801700	Fan Bracket, Condenser
28	6200120	Screw, #10-12 x 1/2" Truss HD	104	3220160	Grommet, 3/16" x 7/16" x 9/32"
29	6200120	Screw, #10-12 x 1/2" Truss HD	105	3520120	Brass Insert, Fan Bracket
30	0232980	Fan Shroud, Fre	106	6200280	Screw, #8-18 x 1" Pan Head
31	0233030	Shelf Front, Fre	107	3014230	Filter-Drier, High Side
32	6200140	Screw, #8-15 x 3/8" Truss HD	108	3081180	Service Defrost Timer, 6Hr / 21Min
33	3012742	Control, Freezer	109	4321820	Power Cord
34	0233050	Control Box	110	4200740	Condenser Fan Motor Replacement Components
35	6110050	Bolt, #8-32 x 3/8" Truss HD	111	3150320	Fan Blade, Cond, 5 prop, 7"
36	3012640	Control Dial, Fre	112	3210340	Neoprene Silencer, 7/8"
37	6200140	Screw, #8-15 x 3/8" Truss HD	113	6150410	Nut, 1/4-20
38	3030040	Light Bulb, Long/Narrow; 40 Watt	114	6200490	Screw, #8-32 x 3/8" Slotted Hex T25
39	3050060	Lamp Holder W/Leads	115	3120240	Dual Condenser
40	3060170	Icemaker Switch	116	4280500	Condenser Fan Shroud Assembly
41	0232740	Switch Box	117	4201670	Service Refrigerator Compressor
42	6200120	Screw, #10-12 x 1/2" Truss HD	118	4250980	Heat Exchanger, Refrigerator
43	3130310	Evaporator, Fre	119	3140200	Icemaker Shut-off Arm
44	232680	Light Diffuser Retainer, Fre		NLA	Compression Nut - See 3520110
45	3030040	Light Bulb, Long/Narrow; 40 Watt	121	NLA	Ball Sleeve - See 3520110
46	3013540	Drain Tube Heater	122	NLA	Water Valve Fitting - See 3520110
47	3030040	Light Bulb, Long/Narrow; 40 Watt	123	3210030	Solenoid Gasket
48	4200520	Complete Modular Icemaker Assembly	124	3520110	Water Inlet Fitting Assy
	628366	Module & Motor Assembly	125	3520030	Icemaker Nylon Nut, 1/4"
49	3050010	Light Socket, 3/4 Single	126	3520050	Brass Insert, Solenoid
50	3421220	Icemaker Control Arm	127	4201440	Water Solenoid Valve
51	3421070	Connecting Rod	128	6200060	Screw, #8-32 x 1/2" Pan HD
52	6200120	Screw, #10-12 x 1/2" Truss HD	129	NLA	Solenoid Hose Fitting - See 3520110
53	6200140	Screw, #8-15 x 3/8" Truss HD	130	NLA	Valve Cap -See 3090010; 3090100; 3090210; 3090220.
54	1601400	Drain Tube, Wire - 1/2" x 72"	131	4322340	Cabinet Wiring Harness-Madison
55	2600617	Plastic Water Line		4322430	Cabinet Wiring Harness-Phoenix
56	6200010	Screw, #10-12 x 3/4" Pan HD	132	4160500	Fan Shroud Assembly
57	6120210	U-clamp, 5/8"	133	6200060	Screw, #8-32 x 1/2" Pan HD
58	3520050	Brass Insert, Solenoid	135	6240020	Star Washer, 3/16"
59	2605401	Extension Tube	136	6200010	Screw, #10-12 x 3/4" Pan HD
60	4322140	Defrost Heater Assembly	137	6110050	Bolt, #8-32 x 3/8" Truss HD
61	6120120	Tube Clamp, 3/8" Stl w/nut	138	6120280	Tube Clamp, Nylon, 3/16"
62	6200330	Screw, #8-18 x 3/8" Pan Head	139	4200850	Light Terminator
63	1600800	Water Inlet Tube, 6"	140	6150160	Nut, #8-32 Hex
64	6200230	Screw, #8-18 x 1/2" Hex Head	141	4201540	Water Solenoid Valve
65	3011130	Freezer Accumulator	142	6220330	Plastic Support
66	3082060	Defrost Terminator	143	4202170	Fill Tube Heater Assy.
67	4151040	Control Bracket Assy	144	3081120	Fan Control Relay
68	6200440	Screw, #10-16 x 11/16" Type B Flat Head			
69	3420670	Screw Spacer			

561 COSMETIC VIEW



Use prior to Serial No. M825953/P823653



Use after Serial No. M825954/P823654

561 COSMETIC VIEW

Ref.	Part No.	Description	Ref.	Part No.	Description
1	LG3611	Louvered Grille, 36 x 11			
2	4280470	Unit Shroud Assembly	81	0180272	Door Closer Cover, LS
3	6200230	Screw, #8-18 x 1/2" Hex Head	82	6150200	Nut, 1/4-20 Hex
4	2210701	Main Frame Angle	83	6240070	Lock Washer, 1/4" SS
5	6200230	Screw, #8-18 x 1/2" Hex Head 2807301	84	3411033	Crisper Drawer Front
6	1807300	Breaker Strip, 6' Length - NOTE: Must be cut to length	85	4200800	Light Diffuser Replacement Components; Fre
7	3050020	Light Socket, 3/4 Double	86	3600840	Freezer Cantilever Shelf
8	3030040	Light Bulb, Long/Narrow; 40 Watt	87	3410830	Freezer Basket/IM Bucket Front
9	4120490	Main Frame Extrusion, LS		3411080	Ice Bucket
10	3601111	Freezer Shelf Ladder RS		4181000	Ice Bucket Assembly
	3601112	Freezer Shelf Ladder LS	88	3410830	Freezer Basket/IM Bucket Front
11	6200210	Screw, #8-32 x 1/2" Flat Head	89	3600960	Basket Glass Retainer
12	6200710	Screw, #8-18 x 3/8" Fillister HD	90	3500270	Freezer Basket Window
13	0164540	Back Cover and Shroud	91	3410972	Freezer Basket Retainer, LS
14	4180840	Ice Bucket Carriage Assembly	92	4180890	Basket Assembly, Fre
15	3030040	Light Bulb, Long/Narrow; 40 Watt	93	6200730	Screw, #10-16 x 3/4" PH Flat HD UC
16	3050010	Light Socket, 3/4 Single	94	3421110	Crisper Roller
17	3410931	Ice Bucket Slide, Right	95	3430080	Roller Bushing
	3410932	Ice Bucket Slide, Left	96	6200700	Screw, #6-20 x 5/8" PH Flat HD SS
18	6200090	Screw, #8-15 x 1-3/4" Truss HD	97	6220320	Screw Grommet
19	6200730	Screw, #10-16 x 3/4" PH Flat HD UC	98	3410971	Freezer Basket Retainer, RS
20	3421160	Basket Slide Roller	99	3411002	Refrigerator Roll-Out Basket Retainer, LH
	3421170	Freezer Basket Slide Roller, Wide	100	4200820	Light Diffuser/Fan Shroud Replacement Components
21	3430080	Roller Bushing	101	4180780	Glass Shelf Assembly
22	6200450	Screw, #8 x 1" Type AR Flat	102	4180810	Shelf Assembly, Ref Roll-out Basket
23	4180971	Freezer Basket Slide Assy - Right	103	3410910	Refrigerator Roll-Out Basket Front
	4180972	Freezer Basket Slide Assy - Left	104	3600940	Refrigerator Roll-Out Basket Glass Retainer
24	6200140	Screw, #8-15 x 3/8" Truss HD	105	3500300	Refrigerator Roll-Out Basket Glass
25	3500320	Lower Light Diffuser	106	NLA	Refrigerator Roll-Out Basket - See 4180870
26	1807300	Breaker Strip, 6' Length - NOTE: Must be cut to length	107	3411001	refrigerator Roll-Out Basket Retainer, RH
27	4110032	Left Base Assembly	108	6220320	Screw Grommet
28	3570020	Rear Leveling Leg, #18-3/8 x 1-1/2"	109	6200700	Screw, #6-20 x 5/8" PH Flat HD SS
29	3570050	Leveling Leg, #18-3/8 x 1"	110	2301801	Front Crisper Seal
30	0164800	Kickplate, 3.25 x 35.5	111	4151080	Crisper Glass Assembly
31	1807300	Breaker Strip, 6' Length - NOTE: Must be cut to length	112	3411160	Ref Roll-Out Bskt Divider
32	1807300	Breaker Strip, 6' Length - NOTE: Must be cut to length	113	1302100	Rear Crisper Seal
33	6200050	Screw, #10-12 x 1/2" Pan HD	114	3411052	Vent Slide
34	3570030	Leveling Rod, 26-3/4"	115	3411043	Crisper Drawer Glass
35	1807200	Breaker Strip, Mullion- 6' Length - NOTE: Must be cut to length	116	3411023	Crisper Drawer
36	0233040	Freezer Duct/Evaporator Cover, Fre	117	4151110	Crisper Tray Assembly
37	3411090	Freezer Control Panel Frame	118	4180920	Crisper Drawer Assembly
38	6200280	Screw, #8-18 x 1" Pan Head	119	6200140	Screw, #8-15 x 3/8" Truss HD
39	6220360	Screw Grommet	120	3420070	Hinge Bearing
40	6200730	Screw, #10-16 x 3/4" PH Flat HD UC	121	4180870	Basket Assembly, Ref Roll-out
41	3421110	Crisper Roller; Narrow	122	2225620	Top Main Frame
42	3430080	Roller Bushing	124	4200820	Light Diffuser/Fan Shroud Replacement Components, Ref.
43	4180931	Crisper Slide Assy, RS	125	4200800	Freezer Air/Light Diffuser Kit
	4180932	Crisper Slide Assy, LS	126	0164860	Kickplate Support
44	6200450	Screw, #8 x 1" Type AR Flat	127	0232680	Light Diffuser Retainer, Fre
45	4110031	Right Base Assembly	128	0211400	Light Diffuser Retainer, Ref
46	3601081	Cabinet Shelf Ladder RS	129	6200010	Screw, #10-12 x 3/4" Pan HD
	3601082	Cabinet Shelf Ladder LS	130	6200140	Screw, #8-15 x 3/8" Truss HD
47	6200710	Screw, #8-18 x 3/8" Fillister HD	131	NLA	Refrigerator Shelf Glass - See 4180780
48	4120460	Main Frame Extrusion, RS	132	NLA	Freezer Basket - See 4180890
49	0200740	Cold Plate / Evaporator Cover	133	3012700	Control Panel, Fre
50	3012570	Control Panel, Ref	134	6200010	Screw, #10-12 x 3/4" Pan HD
51	1807300	Breaker Strip, 6' Length - NOTE: Must be cut to length	135	0165760	Switch Enclosure
52	2210701	Main Frame Angle	136	4110333	Base Assembly (w/rollers) - Right or Left
53	1807300	Breaker Strip, 6' Length - NOTE: Must be cut to length	137	6110520	Adjusting Screw
54	6200010	Screw, #10-12 x 3/4" Pan HD	138	6150670	J-Nut, #10-24
55	3050010	Light Socket, 3/4 Single	139	4110331	Base Rear Roller Assy
56	3030040	Light Bulb, Long/Narrow; 40 Watt	140	3550560	Straight Pin, Base Assy - .312" x 2.88"
57	4280210	Compressor Shroud Assy	141	3421240	Cabinet Roller (3 per side)
58	6200010	Screw, #10-12 x 3/4" Pan HD	142	3450620	Canoe Clip
59	6200770	Screw, #6-32 x 3/4" Pan HD	143	3570050	Leveling Leg, #18-3/8 x 1"
60	6200060	Screw, #8-32 x 1/2" Pan HD	144	6200050	Screw, #10-12 x 1/2" Pan HD
61	3580110	Nameplate	145	0166150	Kickplate, Vented
62	6150140	Spring Grip Nut, 1/8"	146	4200871	Kickplate, Solid
63	3450120	Grille Spring, 1/4" x 9-5/8"	147	6200010	Screw, #10-12 x 3/4" Pan HD
64	6110070	Bolt, 1/4-20 x 3/4" Spinlock Zinc	148	6220050	Screw Grommet, 1/2" x 5/8"
65	0182560	Cabinet Hinge, Top	149	0166120	Kickplate Support
66	6200070	Screw, #4-24 x 3/8" Flat HD	150	4110333	Base Assembly (w/rollers) - Right or Left
67	3450270	E-Ring / Retaining Ring	151	3421270	Hinge Bearing, 3/8" x 5/8"
68	3540340	Door Hinge, Top RH		4151221	Cabinet Hinge, Bottom; RH
	3540350	Door Hinge, Top LH		4151222	Cabinet Hinge, Bottom; LH
69	6200390	Screw, #6 x 3/8" T25 Flat Head PH	152	6110070	Bolt, 1/4-20 x 3/4" Spinlock Zinc
70	6110070	Bolt, 1/4-20 x 3/4" Spinlock Zinc	153	6240070	Lock Washer, 1/4" SS
71	3550190	Bottom Hinge Stud	154	6150200	Nut, 1/4-20 Hex
72	3540420	Door Hinge w/Pin, Bottom RH	155	3450560	E-Ring, 7/16"
	3540430	Door Hinge w/Pin, Bottom LH	156	4201111	Door Closer Assembly, RH
73	6200390	Screw, #6 x 3/8" T25 Flat Head PH		4201112	Door Closer Assembly, LH
74	6110010	Bolt, #10-24 x 1/2" Flat Head UC	157	3450550	E-Ring / Klipping, 5/16"
75	6240160	Nylon Washer, 5/8 x .380 x 1/16"	158	3421260	Door Closer Bearing
	6240160	Nylon Washer, 5/8 x .380 x 1/16"	159	0165970	Door Closer Guide Support
76	3540410	Cabinet Hinge, Bottom RH & LH	160	3421310	Door Closer Guide
77	3540270	Door Closer	161	3450570	Door Closer Cushion
78	6240060	Star Washer, 1/4"	162	4151241	Door Hinge, Bot; RH
79	6200050	Screw, #10-12 x 1/2" Pan HD		4151242	Door Hinge, Bot; LH
80	0180271	Door Closer Cover, RS	163	DS90	Door Stop-90 Degree
				DS105	Door Stop-105 Degree
			164	6110540	Bolt, #10-24 x 1/2" Flat Socket HD
			165	3450520	Grille Hook